


Standard Bench

Model Number

SB-6 (6 ft with armrests)
SB-5 (5 ft with armrests)
SBNA-6 (6 ft without armrests)
SBNA-5 (5 ft without armrests)



SB-6 (6 ft)



The Standard Park Bench features single pedestal legs and a slightly angled backrest. This was Wishbone's first site furnishing design that still survives to present day. Conceived as a tribute to one of the most common bench styles, this model incorporates all the low maintenance attributes inherent to our products: powder coated aluminum frame, 100% recycled plastic slats, and stainless steel fasteners. It may not be the 'looker' of the bunch, but it gets the job done.

Material Specifications

Marine Grade Aluminum Frame
Stainless Steel Hardware
Super Durable Powder Coating
100% Recycled Plastic Slats
Western Red Cedar
Accoya Modified Pine
Hardened Bamboo

Customized Solutions

Custom Powder Coating (Setup Charges May Apply)
Gifting Program (Custom Inset Bronze Plaques)
In Ground Mounting
Set of 2 Arm Rests
Center Arm Rest
4ft - 10ft Lengths
Skate Blocks
INST-1 Stainless Steel Bolt-Down Kit

Recycled Content

Recycled Content by Weight: 72%
100% Recyclable


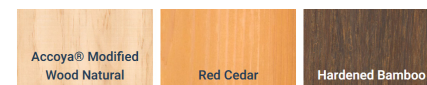
Product Dimensions

Total Height: 33 inches / 83 cm
Total Depth: 24 inches / 61 cm
Seat Height: 18 inches / 45 cm
Seat Depth: 13 inches / 34 cm
Total Length: 72 inches / 183 cm
Weight: 97 lbs / 44 kg

100% Recycled Plastic Lumber Colours



Unstained Natural Wood Alternatives



OVER 30 POWDER COATING COLOURS *Premium powder colours incur a surcharge per item

