


Skyline Waste Receptacle

Model Number

SLTR-24



With clean lines and architectural sensibility on display, this unit was designed to match the Skyline Series of benches. This solid top design allows access from all four sides, but still restricts the size and type of waste going into the unit. The water deflecting plate above the opening prevents water-filled garbage bags and makes it difficult for birds like crows or ravens to access. The built-in recessed handle lock and convenient side opening translate into easy cleaning and maintenance. A great addition to any park or city sidewalk.

Material Specifications

Marine Grade Aluminum Frame
Stainless Steel Hardware
Super Durable Powder Coating
100% Recycled Plastic Slats
Western Red Cedar
Accoya Modified Pine
Hardened Bamboo

Recycled Content

Recycled Content by Weight: 49%
100% Recyclable

Customized Solutions

Custom Powder Coating
(Setup Charges May Apply)
Stainless Steel Frame Construction
Bottle and Can Recycler
Side Ashtray
INST-1 Stainless Steel Bolt-Down Kit



Product Dimensions

Height: 39 inches / 100 cm
Depth: 24 inches / 61cm
Length: 24 inches / 61 cm
Weight: 120 lbs / 54.5 kg
Soil: 30 US Gal / 114 L


100% Recycled Plastic Lumber Colours



Unstained Natural Wood Alternatives



OVER 30 POWDER COATING COLOURS *Premium powder colours incur a surcharge per item



Wishbone
site furnishings

#210-27090 Gloucester Way | Langley, BC CANADA V4W 3Y5
1.866.626.0476 sales@wishboneltd.com